



TILT DISPLAY WALL MOUNTS

FUSION™ TILT MOUNT FEATURES



CONTROLZONE™ LEVELING
Post-installation fine-tuning of height and leveling eliminates time needed for repositioning the mount and adjusts the entire configuration, not just the display.



CENTERLESS™ SHIFT
Generous post-installation lateral shift allows for perfect display positioning.



CENTRIS™ LOW-PROFILE TILT
Uses the center of gravity to balance the screen while maintaining a low profile. The display stays in place until readjusted.



CLICKCONNECT™
Tool-less latching makes an audible click when a Fusion mount is safely engaged with the screen.

NEW ENHANCEMENTS

We kept all the features installers love while adding new benefits they asked for. Upgrades include:

- Super stability with set screws to keep the mount rigid
- Nesting spacers to achieve three different depths
- Faster installation with new teardrop design
- Quick-store cords
- Improved cable management with redesigned end caps


XTM1U 55 - 90" MICRO-ADJUST MOUNT



Works best with extra large displays with wide and/or tall mounting patterns.

Weight Capacity	Dimensions (HxWxD)	Mounting Patterns (W,H)	Max Lateral Shift	Height Adjust	Tilt
113.4 kg	622 x 1086 x 64 mm	200 x 200 - 1250 x 660 mm	542 mm	25 mm	+5°, -12°

* Available second quarter, 2015. Order first generation XTMU until then.




LTM1U 37 - 80" MICRO-ADJUST MOUNT



Our top performing tilt mount fits most displays on the market.

Weight Capacity	Dimensions (HxWxD)	Mounting Patterns (W,H)	Max Lateral Shift	Height Adjust	Tilt
90.7 kg	432 x 883 x 51 mm	100 x 100 - 895 x 505 mm	441 mm	25 mm	+2°, -12°

* Available second quarter, 2015. Order first generation LTMU until then.




LTA1U 37 - 80" WALL MOUNT



This option without micro height adjustment is ideal for installs using Chief connector kits for multi-display installations.

Weight Capacity	Dimensions (HxWxD)	Mounting Patterns (W,H)	Max Lateral Shift	Height Adjust	Tilt
90.9 kg	419 x 883 x 50.8 mm	100 x 100 - 895 x 505 mm	441 mm	N/A	+2°, -12°

* Available second quarter, 2015. Order first generation LTAU until then.



MTM1U 26 - 55" MICRO-ADJUST MOUNT



Simpler install with only two attach points.

Weight Capacity	Dimensions (HxWxD)	Mounting Patterns (W,H)	Max Lateral Shift	Height Adjust	Tilt
56.7 kg	432 x 654 x 51 mm	100 x 100 - 667 x 400 mm	327 mm	25 mm	+2°, -12°

* Available second quarter, 2015. Order first generation MTMU until then.



MTMP1U 26 - 55" PORTRAIT/MICRO-ADJUST



The portrait version of the popular MTMU.

Weight Capacity	Dimensions (HxWxD)	Mounting Patterns (W,H)	Max Lateral Shift	Height Adjust	Tilt
56.7 kg	622 x 530 x 81 mm	100 x 100 - 600 x 460 mm	265 mm	25 mm	+5°, -12°

* Available second quarter, 2015. Order first generation MTMPU until then.



MTA1U 26 - 55" WALL MOUNT



This option without micro height adjustment is ideal for installs using Chief connector kits for multi-display needs.

Weight Capacity	Dimensions (HxWxD)	Mounting Patterns (W,H)	Max Lateral Shift	Height Adjust	Tilt
56.7 kg	419 x 654 x 51 mm	100 x 100 - 673 x 400 mm	327 mm	N/A	+2°, -12°

* Available second quarter, 2015. Order first generation MTAU until then.



FUSION™ TILT MOUNT ACCESSORIES



FCA830/ FCA840+		Compatibility
Center Channel Speaker Adapter		Fusion Fixed & Tilt Wall, Freestanding & Ceiling Mounts
Model	Typical Screen Size	Weight Capacity
FCA830	52 - 80"	9.1 kg
FCA840	70 - 100"+	9.1 kg

* Available spring, 2015.



FCA831/ FCA841+		Compatibility
Center Channel Speaker Adapter		Fusion Fixed & Tilt Wall, Freestanding & Ceiling Mounts
Model	Typical Screen Size	Weight Capacity
FCA831	42 - 70"	4.5 kg/side
FCA841	50 - 95"	4.5 kg/side

* Available spring, 2015.



FLR100	Weight Capacity	Compatibility
Left/Right Speaker Adapter	9.1 kg	Fusion Fixed & Tilt Wall Mounts



FCC100	Weight Capacity	Compatibility
Center Channel Speaker Adapter	9.1 kg	Fusion Landscape Fixed & Tilt Wall Mounts



FCA102	Equipment Depth Range	Compatibility
Secure CPU/Media Player Adapter	0 - 41 mm	Large & Extra Large Fusion Wall Mounts



FCA103	Compatibility
Extension Accessory for Behind-Mount Storage Space	All Fusion Wall Mounts



FCA101	Compatibility
Lock-Down Collar	Fusion Fixed & Tilt Wall Mounts



FCK000/008/016	Compatibility
Connector Kits	Fusion Fixed & Tilt Wall Mounts
Model	Width
FCK000	Adds zero length to the poles
FCK008	203 mm
FCK016	406 mm



FCA800/ FCA801+	Compatibility	
Above/Below Shelf, Large* Displays	Fusion Fixed & Tilt Wall, Freestanding & Ceiling Mounts	
Model	Size	Weight Capacity
FCA800	203 mm	9.1 kg
FCA801	355 mm	9.1 kg

* Typical screen size: 46-70".
* Available second quarter, 2015.



FCA810/ FCA811+	Compatibility	
Above/Below Shelf, XL* Displays	Fusion Fixed & Tilt Wall, Freestanding & Ceiling Mounts	
Model	Size	Weight Capacity
FCA810	203 mm	9.1 kg
FCA811	355 mm	9.1 kg

* Typical screen size: 70-100".
* Available second quarter, 2015.



FCA820/ FCA821+	Compatibility	
Fusion Center Camera Shelf	Fusion Ceiling, Freestanding and Wall Mounts	
Model	Size	Weight Capacity
FCA820	203 mm	9.1 kg
FCA821	355 mm	9.1 kg

* Available second quarter, 2015.

FUSION™ TILT MOUNT ACCESSORIES



FCS100	Dimensions (WxD)	Weight Capacity	Compatibility
Component Shelf	457 x 335 mm	9.1 kg	Fusion Landscape Wall Mounts



FCD100	Compatibility
Stackable Component Shelf	Fusion Landscape Wall Mounts



FCA104	Compatibility
Component Shelf Extender	FCS100, FVS100, FVS150, FCC100, FCD100



FVS100/150	Compatibility	
Video Conference Camera Shelves - Below	Fusion Landscape Wall Mounts	
Model	Shelf Dimensions (WxD)	Weight Capacity
FVS100	203 x 335 mm	4.5 kg
FVS150	305 x 335 mm	4.5 kg



FVS200/250/251	Compatibility	
Video Conference Camera Shelves - Above	Fusion Landscape Wall Mounts	
Model	Shelf Dimensions (WxD)	Weight Capacity
FVS200	203 x 180 mm	4.5 kg
FVS250	305 x 180 mm	4.5 kg
FVS251	356 x 180 mm	4.5 kg



FVS300/350	Compatibility	
Video Conference Camera Shelves - Center	Fusion Fixed & Tilt Wall Mounts	
Model	Shelf Dimensions (WxD)	Weight Capacity
FVS300	203 x 178 mm	4.5 kg
FVS350	305 x 178 mm	4.5 kg



FCA106	Compatibility
Side Cover Accessory	Fusion Fixed & Tilt Wall Mounts